

Phoenix

Crafted in select solids and American hardwood veneers, Phoenix's clean, transitional styling is at ease in both contemporary and traditional settings.



Indiana
FURNITURE



A CAREFUL BALANCE OF NEW & OLD.

Crafted in select solids and American veneers, Phoenix's clean, transitional styling is at ease in both contemporary and traditional settings. It is a perfect choice for value-minded companies who want a sophisticated, yet uncomplicated, furniture solution.

Combining new and old in a careful balance allows Phoenix to achieve both functional and timeless beauty. Outfit a broad range of interiors with veneer or laminate worksurfaces, an ample selection of storage components, coordinating tables, and accessories to fully equip personal and shared work spaces.

Phoenix is responsible too. It considers the environment by using renewable and recyclable materials, allowing it to achieve indoor air quality and BIFMA level® certifications, and complies with the mechanical standards that focus on safety and durability to meet BIFMA Compliant® certification.



Transition to Success.

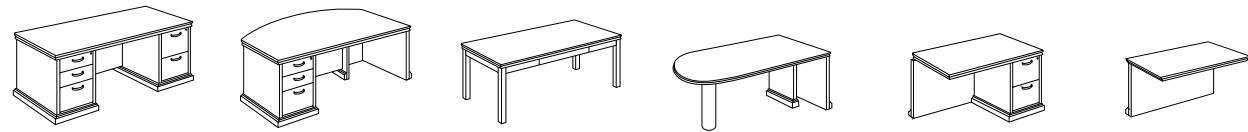
Phoenix combines the desired mix of quality, function, and design to complement any interior concept. Rich veneers, durable laminates, essential components, and mindful details enable Phoenix to fluidly blend personal and shared work spaces throughout facilities.

Storage and table elements, like credenzas, bookcases, wardrobes, and occasional tables, are available to complete an office or easily work on their own in a variety of applications.

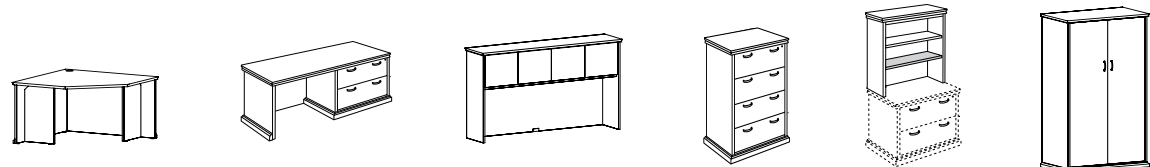


Statement of Line:

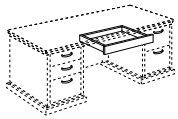
Standard Components



Double Ped Desks with or without Bow Tops Single Ped Desks with or without Bow Tops Table Desks P-Tops and D-Tops Returns Bridges

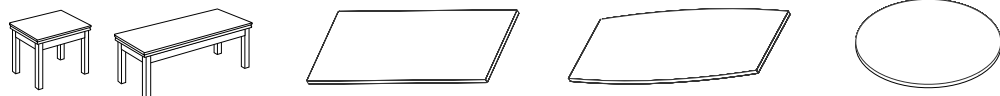


Corner Units Single Ped, Storage, and Kneespace Credenzas Wall Mount and Surface Mount Hutches Lateral Filing Bookcases Wardrobes/Storage

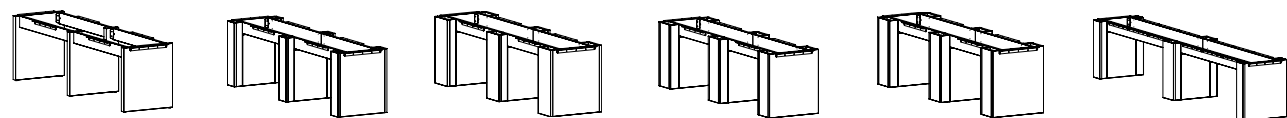


Center Drawer

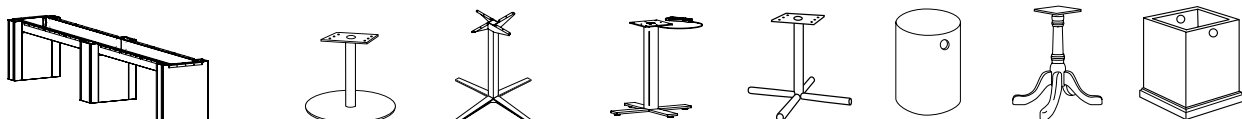
Tables + Bases



Occasional Tables Rectangle Tops Boat Tops Circular Tops




Rectangular Panel Bases with Trough 6" Rectangular Bases with Trough 10" Rectangular Bases with Trough 6" Rectangular Accent Bases with Trough 10" Rectangular Accent Bases with Trough 6" + 10" Combo Rectangular Bases with Trough



6" + 10" Combo Rectangular Accent Bases with Trough Disc Bases Small and Large X-Bases HA Pneumatic X-Base Metal Bases Cylinder Queen Anne Square

Tackboard, Tasklights, Wire Management & Power/Data Accessories



Details & Options:



Optional Center Drawer
The optional center drawer with pencil tray offers additional and convenient storage to keep desk tops clutter free.



Wire Management
Route power and data cables away from desktops for clutter-free workspaces. Grommets are standard in back panels of returns, bridges, credenzas, and hutch units. Silver grommets are available.



Filing
File drawers feature heavy-duty, full extension slides with a life-time warranty that support heavy loads and provide entire drawer access. Letter width pedestals provide front-to-back filing or legal side-to-side filing.



Soft-Close Hinges
All doors feature soft-close hinges. Soft-close hinges reduce stress placed on the cabinet when the door is closed and offer a quiet closure.

Surface Materials

Veneer and Laminate Options

Phoenix models come standard with a Veneer chassis and a Veneer or HPL worksurface.



Pinnacle Walnut (PNW)
Veneer, HPL



Golden Cherry (GC)
Veneer, HPL



Legacy Walnut (LW)
Veneer



Artisan Walnut (AW)
Veneer



Shaker Cherry (SKC)
Veneer, HPL



Select Cherry (SCH)
Veneer, HPL



Williamsburg Cherry (WC)
Veneer, HPL



Harvest Walnut (HW)
Veneer




Dark Cherry (DC)
Veneer



Mahogany Walnut (MW)
Veneer, HPL



Henna Walnut (HNW)
Veneer



Columbian Walnut (CO)
Veneer, HPL



Dark Forest Walnut (DFW)
Veneer



Espresso (EW/EF)
Veneer, HPL



Metropolis (MTS)
Veneer

Edge Profile:



Phoenix (O)

Pull Options:



Arc (AAC)
Aluminum - 5"



Arc (BAC)
Black - 5"



Beam (ABM)
Aluminum - 10 1/4"



Beam (BBM)
Black - 10 1/4"



Bow Tie (NBT)
Nickel - 5 1/2"



Bow Tie (BBT)
Black - 5 1/2"



Buckle (ABU)
Aluminum - 4 3/4"



Buckle (BBU)
Black - 4 3/4"



Elite (AEL)
Aluminum - 5"



Elite (BEL)
Black - 5"



Flair (AFL)
Aluminum - 5 3/4"



Flair (CFL)
Chrome - 5 3/4"



Focus (AFC)
Aluminum - 4 3/4"



Focus (BFC)
Black - 4 3/4"



Quadra (AQD)
Aluminum - 4"



Quadra (BQD)
Black - 4"

Effortless Integration.

Phoenix easily works in conjunction with other products, like Rockstar and Bow Tie seating, to create stylish and high-performing spaces.



Indiana
FURNITURE

1224 Mill Street
PO Box 270
Jasper, Indiana 47547-0270

Tel 812.482.5727
Tol 800.422.5727
Fax 812.482.9035
sales@indianafurniture.com
www.indianafurniture.com

