



## **ASCEND II** Height Adjustable

*Supporting active working for a healthier lifestyle*



# ASCEND II



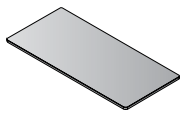
Ascend II Sit/Stand Electric Height-Adjustable Workstations promote healthy, active and productive working.

Shown with Napa casegoods, Metal File & SPACE SEATING®

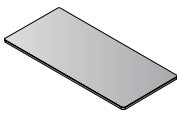
**A2MAD1730-BK**  
Double Monitor Arm  
Black **\$525**

**A337272SVS** 72"x72 3-Stage/3-Motor L-Shape  
Slate Grey Tops/Silver Base **\$3,250**

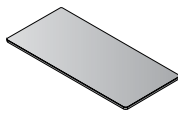
## TOPS



**842T26-X**  
Table Top 72"x24"  
CU: 1.9 WT: 44  
**List: \$425**



**842T25-x**  
Table Top 60"x24"  
CU: 1.6 WT: 36  
**List: \$375**



**842T24-x**  
Table Top 48"x24"  
CU: 1.3 WT: 28  
**List: \$325**



**842T3060-x**  
Table Top 60"x30"  
CU: 2.5 WT: 50.7  
**List: \$445**

## TOP COLORS




Cherry (C)



Espresso (E)



Grey (G)




Mahogany (M)




Maple (P)



Slate Grey (S)

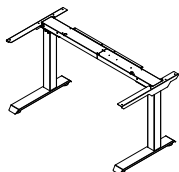


Urban Walnut (U)

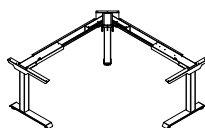


White (W)

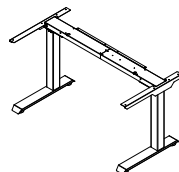
## BASES



**A2EB322-xx**  
3-Stage/2-Leg  
CU: 2.8 WT: 64  
**List: \$1,550**



**A2EB333-xx**  
3-Stage/3-Leg  
CU: 2.9 WT: 94  
**List: \$2,500**



**A2EB222-x**  
2-Stage/2-Leg  
CU: 2.8 WT: 59  
**List: \$1,450**

## BASE COLORS



White (WH)



Silver (SV)



Black (B)  
Not available on  
A2EB222-x

# DELUXE C-LEG BASES

Fast • Quiet • Width Adjustable

Base (without top)	Height Range	Load Capacity	High/Low Position
A2EB322	25.25"	220 lbs.	50" / 24.75"
A2EB333	25.5"	300 lbs.	50.25" / 24.75"
A2EB222	17.25"	175 lbs.	44.75" / 27.5"

## 4-Position Memory Handset



Program any 4 positions

One-Touch memory

Set min. and  
max heights

Set hi and lo  
lockout heights

Anti-collision protection

Overload protection

Below:

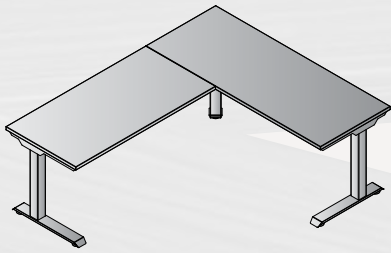
**A323060SVS** 59"x30" 3-Stage/Dual Motor Table, Slate Grey Top / Silver Base **\$1,995**

**A2PS-SV** Personal Storage, Silver **\$260** • **A2MAS1730-WH** Single Monitor Arm, White **\$275**



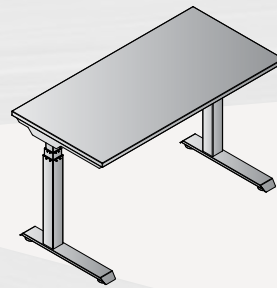
Shown with Napa casegoods & SPACE SEATING®

# ASCEND II WORKSTATIONS



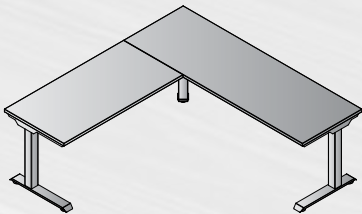
## A336072

60" x 72" x 51-25.5"H  
 Electric Height Adjustable L-Shape  
 CU: 5.8 (3 cartons) WT.: 158  
**List: \$3,200**



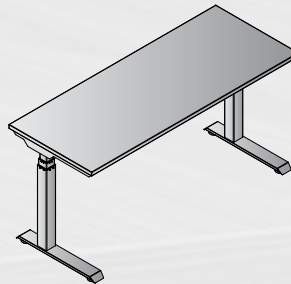
## A322448

48" x 24" x 51-25.5"H  
 Electric Height Adjustable Table  
 CU: 4.1 (2 cartons) WT.: 92  
**List: \$1,875**



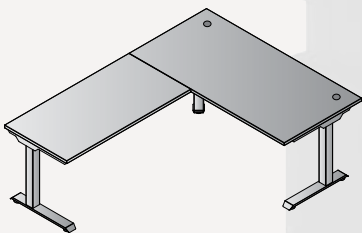
## A337272

72" x 72" x 51-25.5"H  
 Electric Height Adjustable L-Shape  
 CU: 6.1 (3 cartons) WT.: 164  
**List: \$3,250**



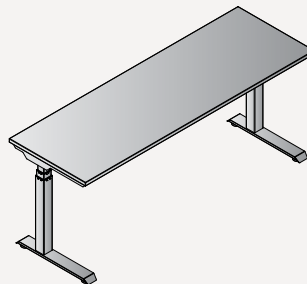
## A322460

60" x 24" x 51-25.5"H  
 Electric Height Adjustable Table  
 CU: 4.4 (2 cartons) WT.: 100  
**List: \$1,925**



## A336078

59" x 77.25" x 51-25.5"H  
 Electric Height Adjustable L-Shape  
 CU: 6.97 (4 cartons) WT.: 184.7  
**List: \$3,270**



## A322472

72" x 24" x 51-25.5"H  
 Electric Height Adjustable Table  
 CU: 4.7 (2 cartons) WT.: 108  
**List: \$1,975**



## A323060

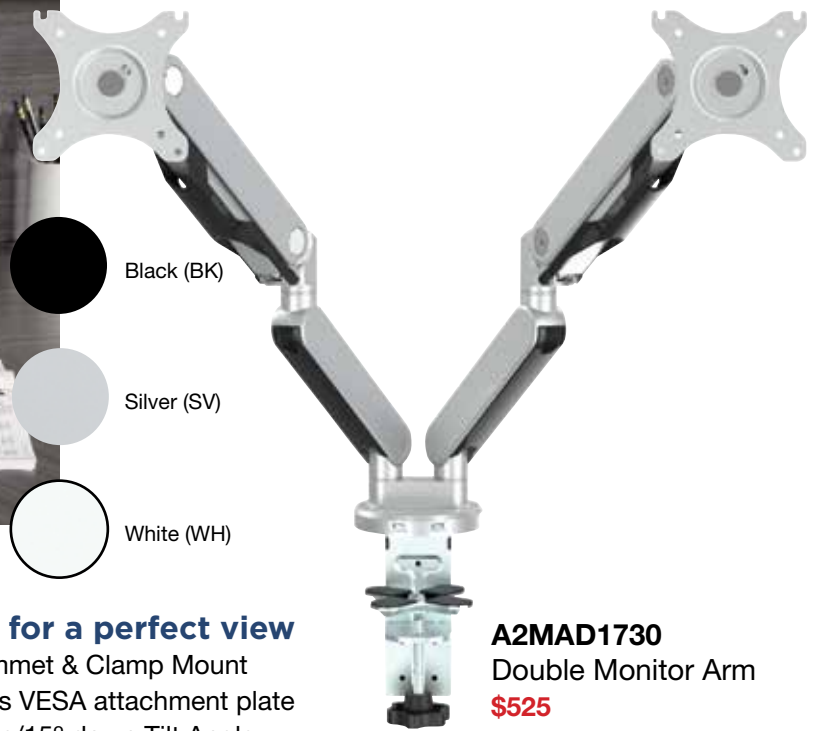
59" x 30" x 51-25.5"H  
 Electric Height Adjustable Table  
 CU: 5.57 (3 cartons) WT.: 126.7  
**List: \$1,995**

*Our bodies  
 were born  
 to move.  
 Alternate  
 between  
 standing  
 and sitting  
 throughout  
 the day  
 to avoid  
 sedentary  
 effects and to  
 allow proper  
 alignment  
 of your  
 shoulders,  
 neck and  
 back.*



**A2MAS1730** Single Monitor Arm **\$275**

# MONITOR ARMS



**A2MAD1730**  
Double Monitor Arm  
**\$525**

## Gas-assist, 3-point pivot Monitor Arms for a perfect view

Dual USB 3.0 ports • Cable Management • Grommet & Clamp Mount  
Supports 17"-30" monitors up to 20 lbs. and includes VESA attachment plate  
Pivots: 135° Base / 180° Center / 90° Top • 85° up/15° down Tilt Angle

# POWER CHARGERS



**PM5311B | PM5311W** Clamp Mount **\$275**



**PM8311B | PM8311W** Undersurface Mount **\$275**

## Convenient, worksurface-height power & charging

USB Type C port + USB Type A port + (3) A/C Outlets  
Color-Matched ABS & Aluminum Materials • 6' Power Cord • UL Listed



## ASCEND II

features full-function, commercial-quality height-adjustable C-Leg bases with UL Listed parts and meeting ANSI/BIFMA standards. Best-choice 3-stage frames (dual-motor and triple-motor L shape) are width-adjustable with optimum height range, load capacity, speed and sound characteristics.





# MOBILE PEDESTALS



Mobile Box/File Ped  
Black Fabric Cushion (Magnetic Attachment)

**BXPMC22BF** Silver (-SV), White (-WH)

**\$530**

Also available without cushion:

**PM22BF** Silver (-SV), White (-WH)

**\$380**



Mobile Box/Box/File Ped **PTC22BBF**

Mobile File/File Ped **PTC22FF**

Silver (-SV), White (-WH), Black (-B)

**\$500**



## Personal Storage

Drawer with Lock + Shelf Area

Installs under worksurface

Clearance for Ascend II Bases

**A2PS**

Silver (-SV), White (-WH), Black (-B)

**\$260**





## Sit. Stand. Repeat.

Our bodies were born to move. Adjust your position throughout the day to help your body and mind perform their best.



P.O. Box 3520, Ontario, CA 91761  
p: 909.930.2000 | f: 909.930.5346  
www.officestar.net  
sales@officestar.net • orders@officestar.net  
© Office Star® Products February 2023